



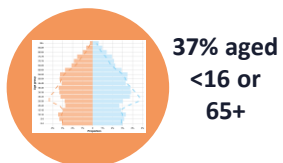
**Bexley Wellbeing**  
Partnership

Health in Bexley Summary  
2025

# Health in Bexley Summary, 2025

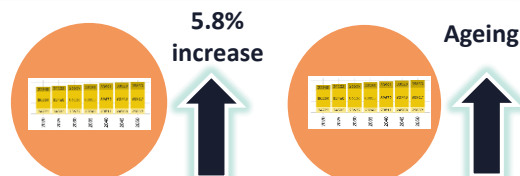
## Demography

### Structure



Bexley has **more children and older people** than London

### Population trends



**14,700** increase in population expected between 2025-35

**21.9%** increase expected in 65+ group

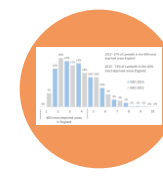

### Population diversity



Minority ethnic population grew **9.9 percentage points** in 10 years

**1 in 10** are from a Black African background & **1 in 10** are from an Asian background

### Social and economic determinants of health



### Life expectancy

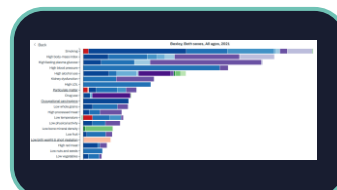
Men 80.1  
Women 83.3



### Healthy life expectancy



### Risk factors



### Other determinants of health



- Low rates of physical activity in children and adults
- Low utilisation of outdoor spaces

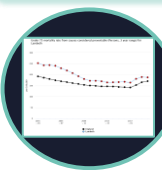


**2,157** children achieving **good level of development** at end of Reception



Low rates of admissions for violent crime

### Deaths



These are deaths which may have been avoided with adequate primary prevention


### Excess deaths



### Health protection priorities



### High burden conditions



## Health Profile

## Health Profile

# Health in Bexley Summary, 2025

## Data sources

Section	Sub section	Indicator	Source
Demographic profile	Population structure	% aged <16, 16-64, 65+	<a href="#">ONS mid-2024 subnational population projections</a>
	Population trends	Population change, 2025 to 2035 % change expected 65+	<a href="#">GLA 2021-based demographic projections</a> <a href="#">GLA 2021-based demographic projections</a>
	Population diversity	%pt. Change ethnic groups % Ethnic groups	<a href="#">Census 2011 &amp; 2021 - Ethnic group</a> <a href="#">Census 2021 - Ethnic group</a>
	Social & economic determinants of health	People in most deprived areas Deprivation % children low-income families % older people income deprived	<a href="#">IMD 2019</a> <a href="#">IMD 2019</a> <a href="#">DWP via OHID</a> <a href="#">IMD 2019</a>
Health profile	Life Expectancy	Life expectancy at birth male/female	<a href="#">Fingertips - Public health profiles</a>
	Healthy Life Expectancy	Healthy life expectancy at birth male/female	<a href="#">Fingertips - Public health profiles</a>
	Risk factors	Avoidable risk factors	<a href="#">GBD, 2019</a>
	Other determinants of health	% of physically active children % of physically inactive adults Utilisation of outdoor space for exercise or health reasons % children achieving good level of development at end of Reception Hospital admission for violence (including sexual violence)	<a href="#">Public Health Outcomes Framework</a>
	Deaths	Mortality rate from causes considered preventable (aged under 75)	<a href="#">Fingertips - Mortality from causes considered preventable</a>
	Excess deaths	Life expectancy gap breakdown	<a href="#">OHID segment tool</a>
	Health Protection	Chlamydia detection rate Childhood vaccinations Adult vaccinations	<a href="#">Fingertips - Public health Outcome Framework</a>
	High burden conditions	Causes of years lived with disability: rank	<a href="#">GBD, 2019</a>

## Abbreviations

- DWP** Department for Work and Pensions  
**GBD** Global Burden of Disease  
**IMD** Index of Multiple Deprivation  
**OHID** Office for Health Improvement and Disparities  
**ONS** Office for National Statistics

## Footnotes

- <sup>1</sup>COVER programme (Cover of vaccination evaluated rapidly) - includes 6-in-1 at 1 year, MMR 1 & 2, PCV booster and Hib/Men C at 2 years, and pre-school booster
- <sup>2</sup>Pneumococcal Polysaccharide Vaccine - helps protect against serious illnesses like pneumonia and meningitis