



Frognal
Local Care Network Profile

2. NCMP (2023/24)

The NCMP aims to provide high-quality public health surveillance data on children's weight to monitor obesity prevalence, trends and their impact on health and inequalities at national and local levels.

The National Child Measurement Programme (NCMP), established in 2006, collects annual measurements of the height and weight of over one million children in Reception (age 4-5 years) and Year 6 (age 10-11 years) primary schools across England.

NHS England [statistics on the National Child Measurement Programme](#) show that annual participation rates are consistently high (around 95%), with over 99% of eligible schools (approximately 17,000 schools) taking part. The NCMP participation rate for 2019 to 2020 and 2020 to 2021 were affected by COVID-19, due to school closures and other public health measures.

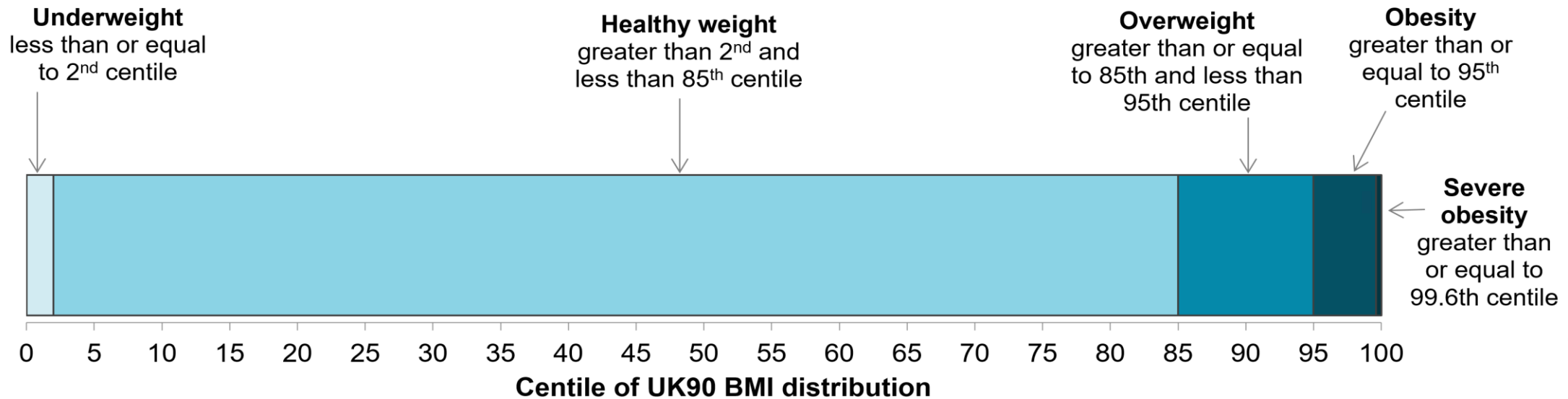
The number of children measured in Bexley in 2023 to 2024 was 2,905 in reception, and 3,110 in year 6. The participation rate in Bexley in 2023 to 2024 was 97.1% in reception children and 97.8% for children in year 6.

Trend data for participation rates, total participation and split by school year group in the NCMP from academic years ending 2011 to 2024, is available in the [Obesity Profile](#).

Child body mass index classification

Definitions for population monitoring

For population monitoring purposes, a child's body mass index (BMI) is classed as overweight or obese where it is on or above the 85th centile or 95th centile, respectively, based on the British 1990 (UK90¹) growth reference data. The population monitoring cut offs for overweight and obesity are lower than the clinical cut offs (91st and 98th centiles for overweight and obesity) used to assess individual children; this is to capture children in the population in the clinical overweight or obesity BMI categories and those who are at high risk of moving into the clinical overweight or clinical obesity categories. This helps ensure that adequate services are planned and delivered for the whole population.




¹ Cole TJ, Freeman JV, Preece MA. Body mass index reference curves for the UK, 1990. Archives of Disease in Childhood 1995 73:25-29.

Prevalence of overweight (including obesity) by age in Bexley

National Child Measurement Programme 2023-2024

In 2023 to 2024, 21.3% of children in reception (aged 4 to 5 years) were overweight or living with obesity




In 2023 to 2024, 36.5% of children in year 6 (aged 10 to 11 years) were overweight or living with obesity




Prevalence of obesity by age in Bexley

National Child Measurement Programme 2023-2024

In 2023 to 2024, 9.8% of children in reception (aged 4 to 5 years) were living with obesity



In 2023 to 2024, 23.2% children in year 6 (aged 10 to 11 years) were living with obesity

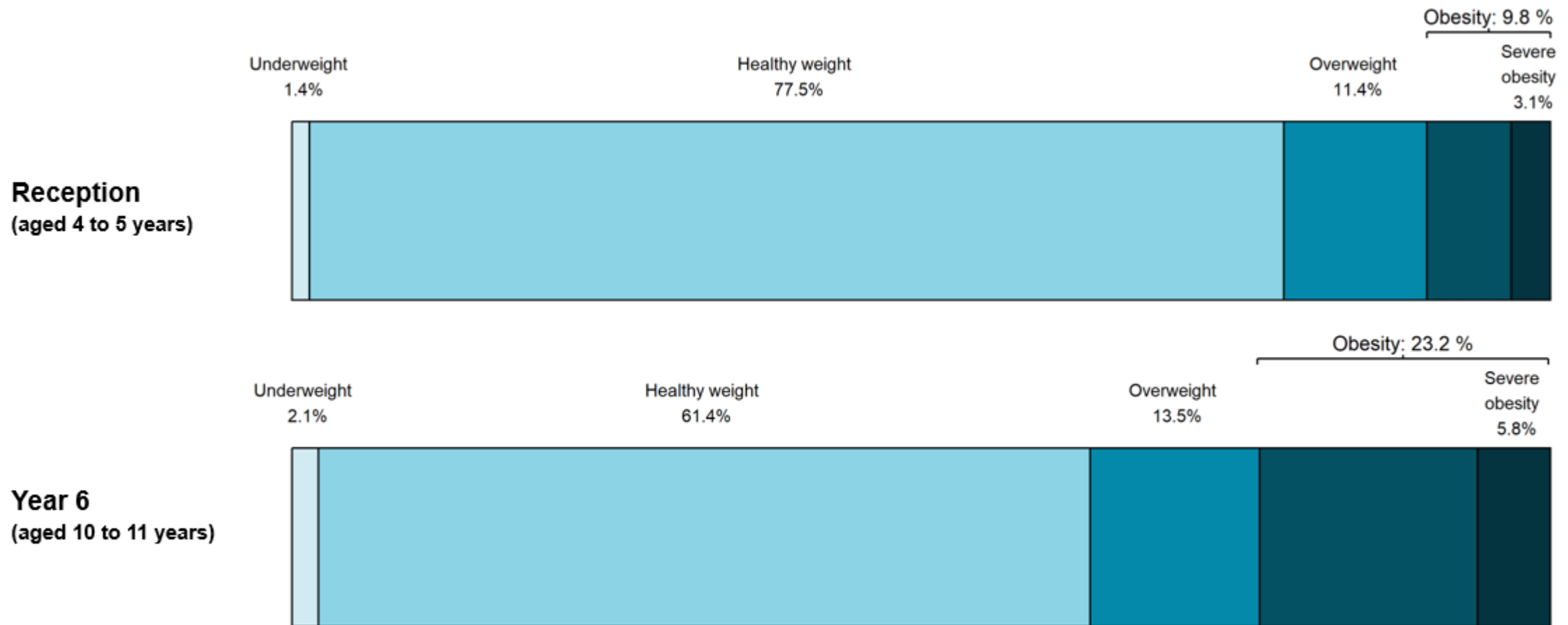


BMI status of children in Bexley

National Child Measurement Programme 2023-2024



**Bexley Wellbeing
Partnership**



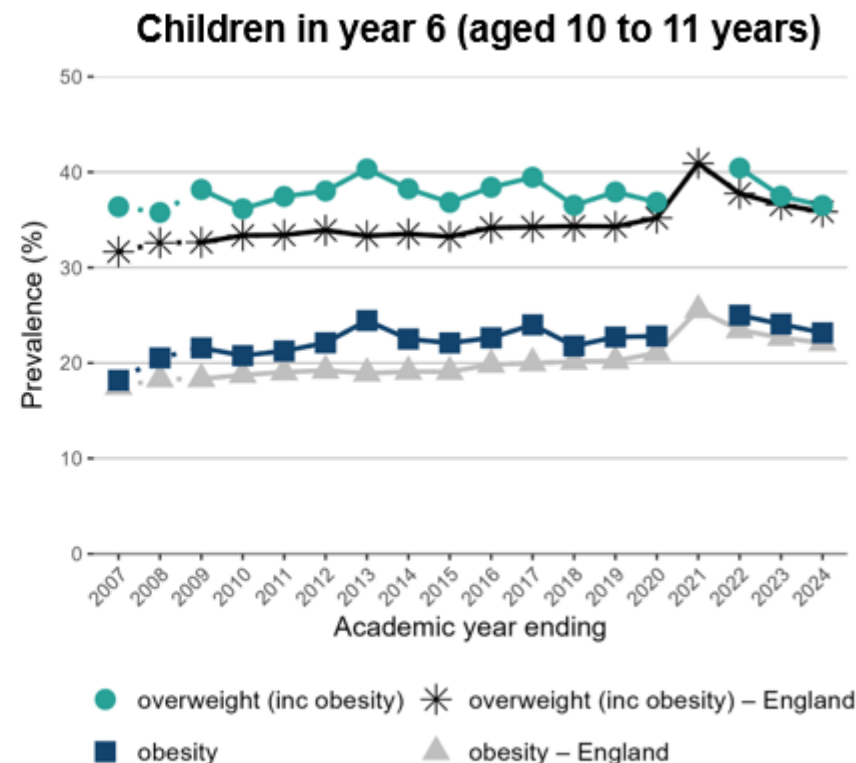
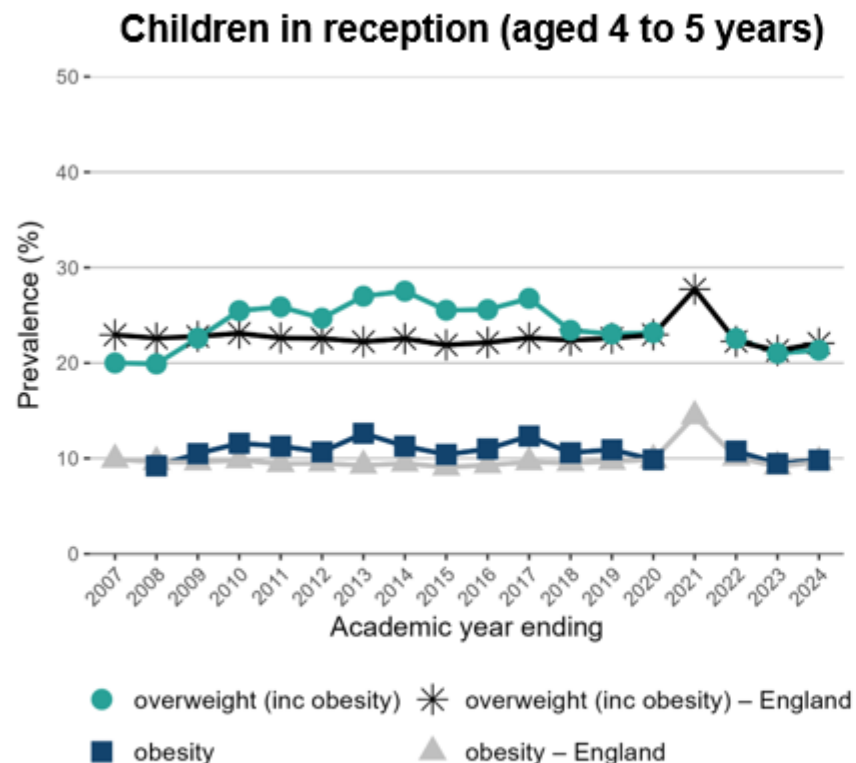
Totals may not sum due to rounding



Office for Health Improvement and Disparities

Trend in the prevalence of overweight (including obesity) by age in Bexley

National Child Measurement Programme – 2006/07 to 2023/24



Missing data point denotes missing data for 2020 to 2021, 2006 to 2007
Note: for Year 6, comparisons are not possible with the first years of the NCMP (2006 to 2007 and 2008 to 2009) as low participation levels led to underestimation of obesity prevalence

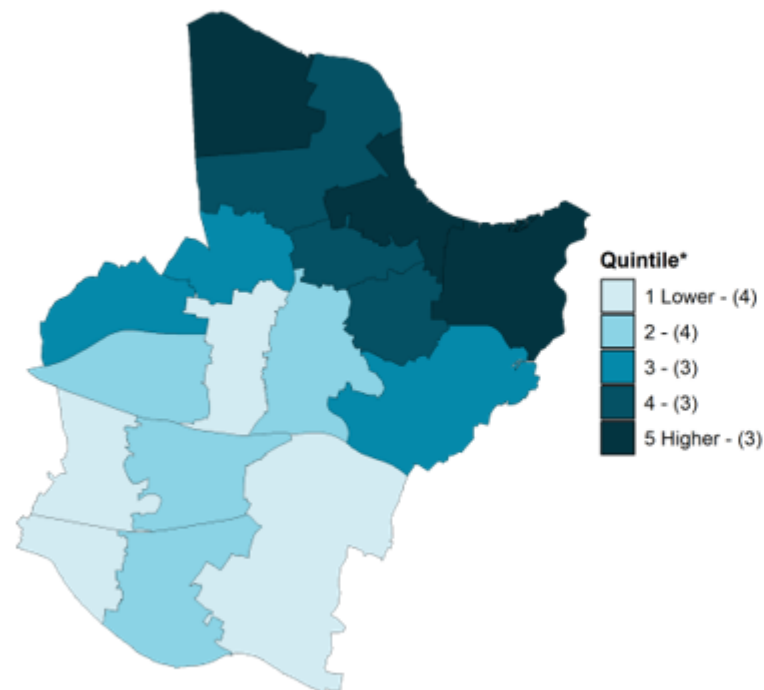
Obesity prevalence by ward in Bexley

National Child Measurement Programme – 2021/22 to 2023/24



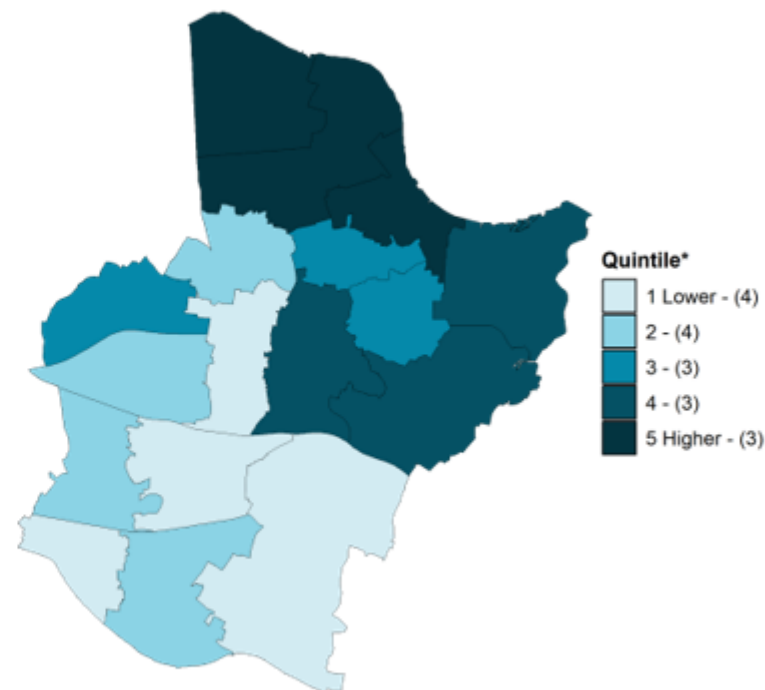
Bexley Wellbeing
Partnership

Children in reception (aged 4 to 5 years)



Contains Ordnance Survey data © Crown copyright and database right 2024.
Contains National Statistics data © Crown copyright and database right 2024.

Children in year 6 (aged 10 to 11 years)



Contains Ordnance Survey data © Crown copyright and database right 2024.
Contains National Statistics data © Crown copyright and database right 2024.

* Number of wards in each quintile is shown in brackets in the map legends

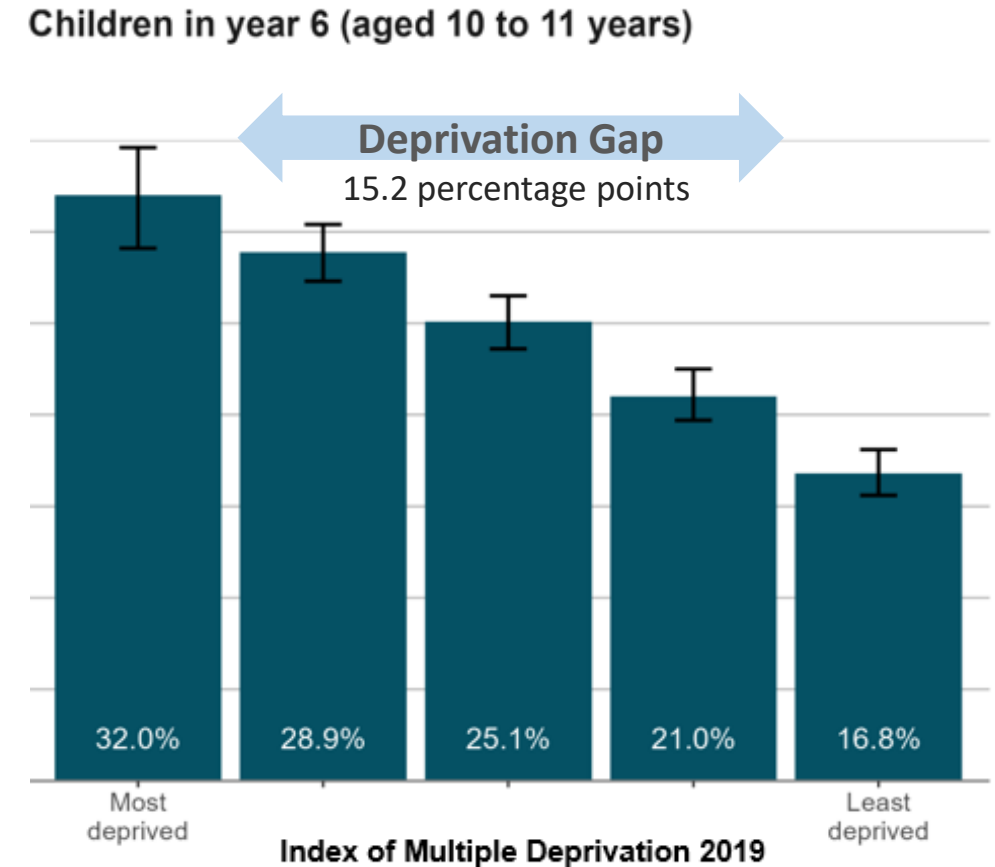
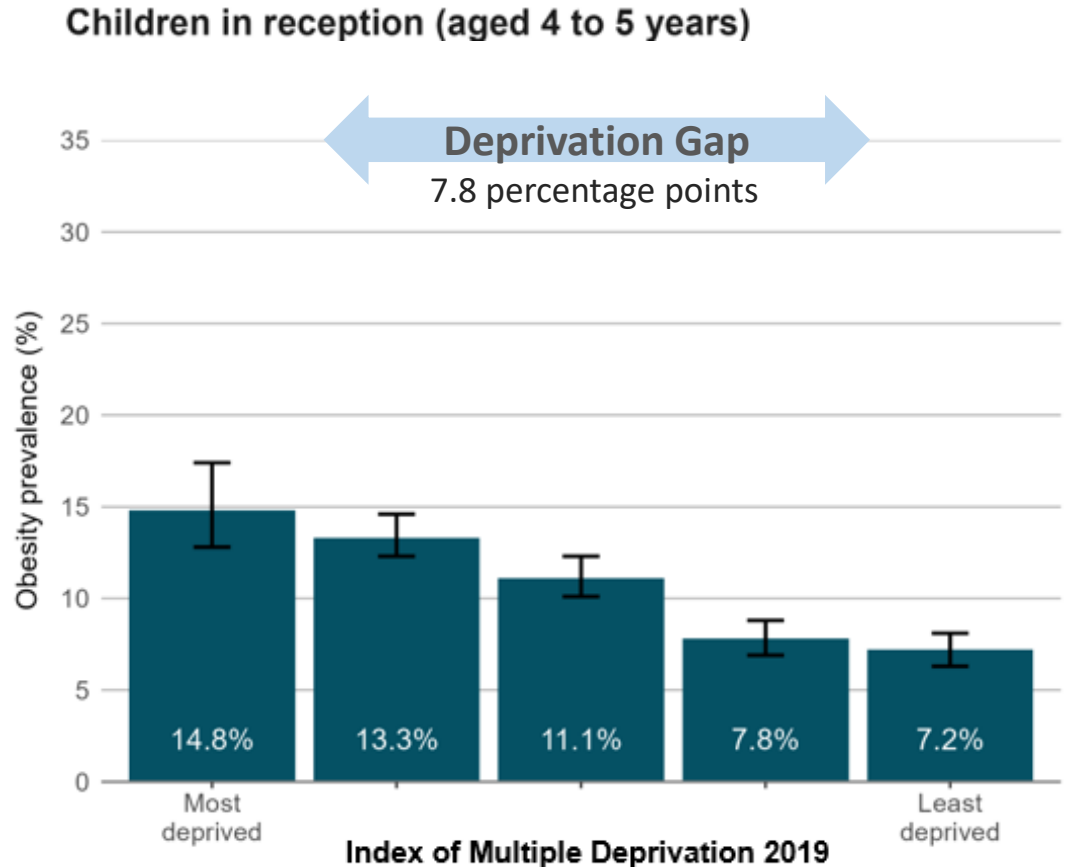
Ward boundaries 2021



Office for Health Improvement and Disparities

Obesity prevalence by deprivation and age in Bexley

National Child Measurement Programme – 2018/19 to 2023/24



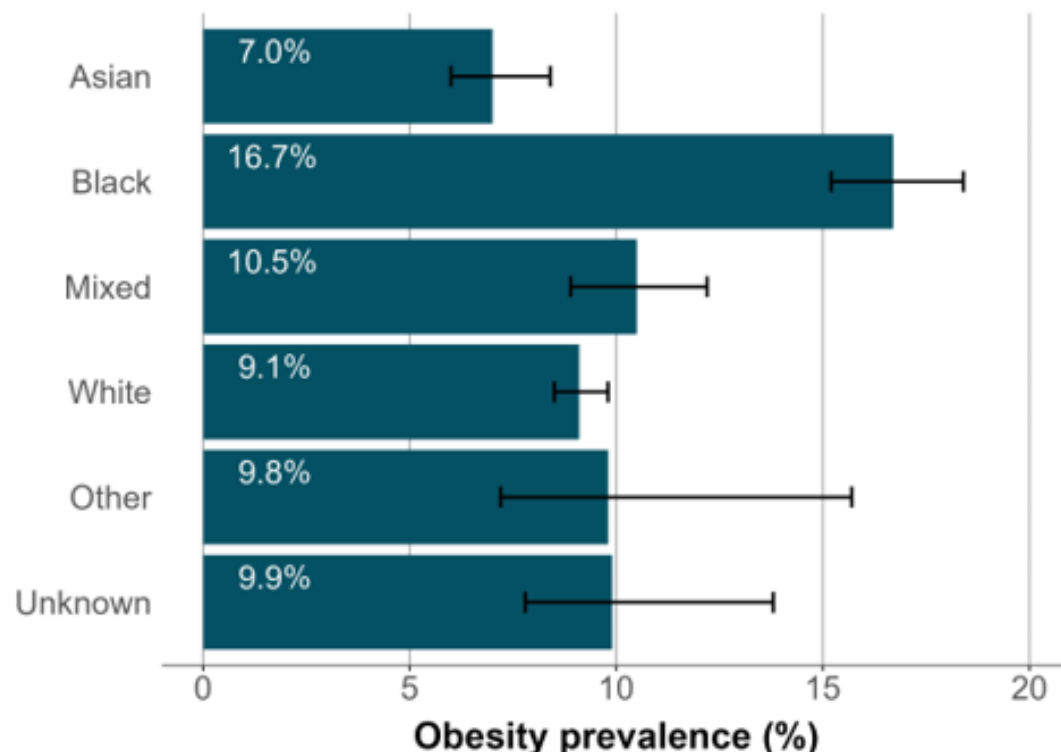
Data combined 5-years, (2018/19 -2023/24)

95% confidence intervals displayed on the chart

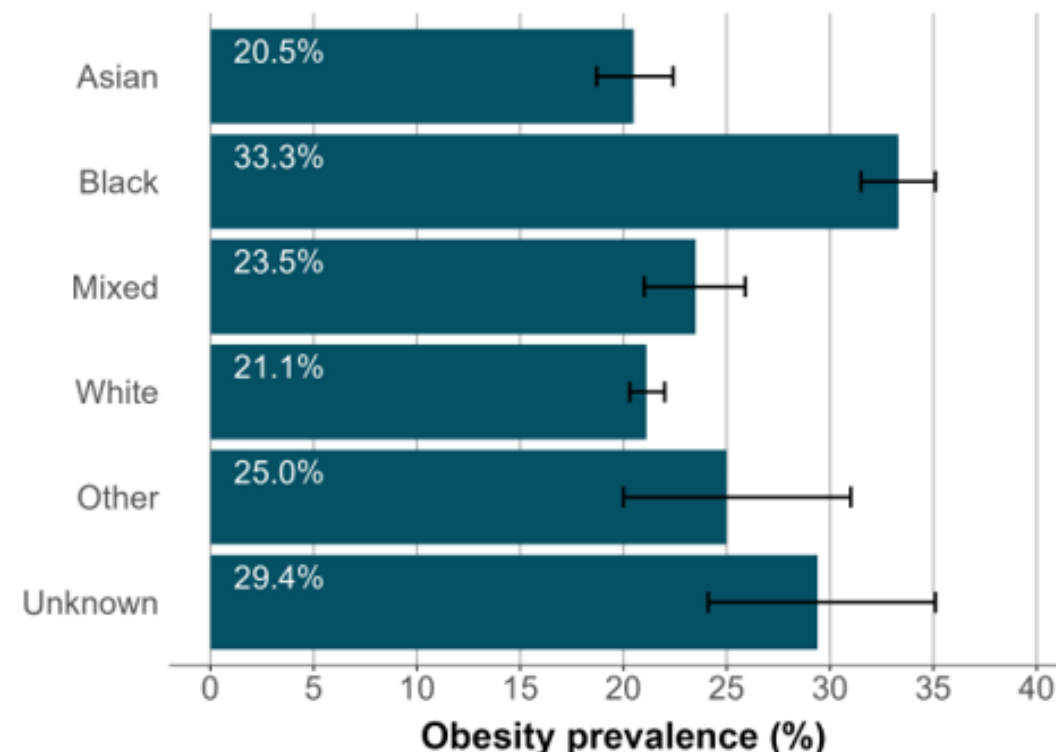
Obesity prevalence ethnic group in Bexley

National Child Measurement Programme – 2018/19 to 2023/24

Children in reception (aged 4 to 5 years)



Children in year 6 (aged 10 to 11 years)



Data combined 5-years, (2018/19 -2023/24)

95% confidence intervals displayed on the chart

Higher than England
Significantly higher than England
Lower than England
Significantly lower than England
Data currently unavailable

	England Benchmark		Bexley		Clocktower		Frognal		North Bexley	
	Previous	Latest	Previous	Latest	Previous	Latest	Previous	Latest	Previous	Latest
Reception: Prevalence of obesity (including severe obesity), 3-years data combined	9.7	▼ 9.6	10.1	▼ 10.0	8.0	▲ 8.1	7.0	► 7.0	13.7	▼ 13.0
Reception: Prevalence of overweight (including obesity), 3-years data combined	22.1	▼ 21.9	22.2	▼ 21.6	19.6	► 19.6	17.9	▼ 17.7	26.4	▼ 25.0
Year 6: Prevalence of obesity (including severe obesity), 3-years data combined	22.5	▲ 22.7	24.1	► 24.1	20.8	▲ 21.0	18.2	▼ 17.7	29.4	▼ 28.7
Year 6: Prevalence of overweight (including obesity), 3-years data combined	36.6	▲ 36.7	38.4	▼ 38.1	35.1	▼ 34.8	31.6	► 31.6	44.6	▼ 43.7
Percentage of Reception children remaining overweight (including obesity) in Year 6, 3-years data combined		77.1%		74.9%						
Percentage of children moving from healthy weight in Reception to overweight (including obesity) in Year 6, 3 years data combined		21.5%		22.0%						

▲ Increasing (change from previous)
► No change
▼ Decreasing (change from previous)

Frognal

- The 3-year prevalence of obese and overweight children in Reception and Year 6 is significantly lower in Frognal, compared to England.
- The prevalence of overweight children in reception and obesity in year 6 in Frognal, has decreased since the previous 3-year period.